

#15,748

FILED FOR RECORD
at 11:45 o'clock a.m.

SEP 10 2019

JENNIFER LINDENZWEIG
County Clerk, Hunt County, TX
By *J. Lindenzweig*

INTERLOCAL AGREEMENT

This Interlocal Agreement (the "Agreement") is made by and between **LUBBOCK COUNTY, TEXAS** ("LUBBOCK COUNTY"), a political subdivision of the State of Texas, acting through the Regional Public Defender for Capital Cases (the "PD"), and **HUNT COUNTY, TEXAS** ("PARTICIPANT"), a political subdivision of the State of Texas, (also, individually, a "Party" or, collectively, the "Parties"). This Agreement is made pursuant to the Fair Defense Act, Texas Code of Criminal Procedure 26.044(b), and Texas Government Code Chapter 791.

RECITALS

WHEREAS, each Party finds: 1) that the subject of this Agreement is necessary for the benefit of the public; and 2) that it has the legal authority to perform and to provide the government function or service which is the subject matter of this Agreement; and,

WHEREAS, the performance of this Agreement by LUBBOCK COUNTY and PARTICIPANT will be in the common interest of the Parties;

NOW, THEREFORE, the Parties agree as follows:

ARTICLE I
PROGRAM

1.01 **Program Purpose and Term.** The Regional Public Defender for Capital Cases (the "PD"), funded proportionately by the Texas Indigent Defense Commission Multi-Year Discretionary Grant Program Funds (the "TIDC"), will provide court-appointed counsel for individuals charged with the offense of capital murder (death-eligible) in the participating counties and who cannot afford to hire their own attorney. Inmates in units of the Texas Department of Criminal Justice within the region who are charged with capital murder will continue to be represented by the State Counsel on Offenders, or by private counsel in the case of a conflict. Capital murder cases filed against inmates in units of the Texas Department of Criminal Justice shall not be counted in the average number of capital murder cases filed in a county.

Participant recognizes that counties from other Administrative Regions are also participating in the program. Each county's participatory costs are based upon funding by the Texas Indigent Defense Commission that is expected to total \$4,200,000 in FY20 and \$4,200,000 in FY21. Of this total, \$4,200,000 in FY20 and \$4,200,000 in FY21 consist of Sustainability Grant Funds from the Texas Indigent Defense Commission ("TIDC"). It is possible that the TIDC may consider additional funding mechanisms during Fiscal Years 2020 and 2021; however, the TIDC funding is not anticipated to be less than detailed above. The remaining portion of the program's budget is cost-sharing commensurate with all eligible counties' applicable inclusion in the program.

In order to provide sustainable funding for the PD and a fund balance for emergency situations, participating counties will contribute (with a minimum contribution of \$1,000

per county) per the detailed county allocation schedule marked as Attachment 1 and incorporated herein for all purposes. Based upon this cost-sharing approach, participating counties shall provide the remaining operating costs based upon a formula taking into account the population of the county as a percentage of the whole of the 181 participating counties (50%) and the average number of capital murder cases filed between 2003 and 2013 as a percentage of the 181 participating counties (50%).

The Interlocal Agreements shall become effective October 1, 2019 and continue through September 30, 2020. Thereafter, the agreements shall renew automatically each October 1st for a successive one-year term through September 30, 2021, unless terminated under this agreement.

- 1.02 **Judges Authorized to Appoint PD.** The District Courts in the 1st, 2nd, 3rd, 4th, 5th, 6th, 7th, 8th, 9th, 10th, and 11th Administrative Judicial Regions in eligible counties may participate in the Program. The Program allows the Honorable Judge(s) of the Judicial District having jurisdiction within PARTICIPANT's geographic boundaries to appoint the PD for the trial defense of death-eligible capital murder cases. In the event of a conflict of interest among defendants or a legal liability for the PD to accept appointment, the trial court shall appoint an attorney or attorneys other than the PD at the PARTICIPANT's expense.
- 1.03 **Duties and Responsibilities of the PD.** The PD will represent defendants at the trial or re-trial phase only. All decisions pertaining to the presentation of the case will be at the sole discretion of the PD. The PD will at all times be guided by and comply with his or her duties as a licensed attorney in the State of Texas and the Texas Disciplinary Rules of Professional Conduct in making these determinations.
- 1.04 **Program Analysis.** At least quarterly throughout the period of the grant and at the end of the grant year, the PD will prepare an analysis of the Program, as well as an estimated cost for PARTICIPANT's continued participation after all grant funds are expended. The analysis will consist of a fiscal analysis and an analysis of the effectiveness of the PD in meeting pre-established goals and objectives. The PD will provide copies of the analysis to PARTICIPANT's Commissioners Court and to the Honorable Judges identified of the Participating Administrative Judicial Regions. PARTICIPANT shall have three months from the date the cost analysis is provided to the Commissioners Courts to consider the analysis and determine whether participant will continue to participate in the Program. If PARTICIPANT requests to continue participating in the Program, a new interlocal agreement as to funding and the funding cycle will be necessary.
- 1.05 **Data for the Analysis.** As consideration for its participation in the Program, PARTICIPANT agrees to provide the PD information as needed to conduct the analysis, including the current payment schedule for court-appointed counsel on capital murder cases and the previous five fiscal years' data on the amount PARTICIPANT paid for appointed counsel on capital murder cases, if available.
- 1.06 **Additional Experts.** PARTICIPANT will continue to incur the expense of additional experts as approved by the local court.

- 1.07 **Fact Investigators and Mitigation Specialists.** The PD will provide a fact investigator and mitigation specialist to cases assigned to the PD office.
- 1.08 **No other Costs Incurred.** Neither the TIDC nor the PD will assume any additional costs associated with representation of indigent defendants. Costs of interpreters or any other collateral cost must be absorbed by PARTICIPANT.

ARTICLE II
OTHER TERMS AND CONDITIONS

- 2.01 **Notice and Addresses.** Unless otherwise specifically provided herein, all notices, reports, and invoices required under this Agreement shall be given in writing by certified or registered mail, addressed to the proper Party, at the following address:

If to LUBBOCK COUNTY:

Honorable Curtis Parrish
County Judge
Lubbock County
PO Box 10536
Lubbock, Texas 79408

And:

Edward Ray Keith Jr.
Chief Public Defender
Regional Public Defender for Capital Cases
PO Box 2097
Lubbock, Texas 79408

If to PARTICIPANT:

Honorable Bobby W. Stovall
Hunt County
2500 Lee St.
Greenville, Texas 75401

- 2.02 **No Partnership.** Nothing contained in this Agreement is intended to create a partnership or joint venture between the Parties, and any implication to the contrary is hereby expressly disavowed. This Agreement does not create a joint enterprise, nor does it appoint any Party as an agent of the other Party, for any purpose whatsoever.
- 2.03 **Waiver.** The failure of any Party to insist upon the performance of any terms or provision of this Agreement or to exercise any right granted hereunder shall not constitute a waiver

of that Party's right to insist upon appropriate performance or to assert any such right on any future occasion.

- 2.04 **Benefit of the Parties.** The terms and conditions of this Agreement are solely for the benefit of the Parties and are not intended to create any rights, contractual or otherwise, for any other person or entity.
- 2.05 **Force Majeure.** If the performance of any obligation under this Agreement is delayed by something reasonably beyond the control of the Party obligated to perform ("Force Majeure"), that Party shall be excused from performing the obligation during that period, so that the time period applicable to the performance shall be extended for a period of time equal to the period that Party was delayed due to the event of Force Majeure.
- 2.06 **Severability.** In case any one or more of the provisions contained in this Agreement shall for any reason be held to be invalid, illegal, or unenforceable in any respect, such invalidity, illegality, or unenforceability shall not affect any other provision and this Agreement shall be construed as if the invalid, illegal, or unenforceable provision had never been contained herein.
- 2.07 **Prior Agreements Superseded.** This Agreement constitutes the only agreement of the Parties and supersedes any prior understanding or written or oral agreements between the Parties respecting the within subject matter.
- 2.08 **Amendments.** In order to be binding, an amendment to this Agreement must be in writing, dated subsequent to the date of this Agreement, and executed by the Parties.
- 2.09 **Withdrawal by Party.**
- (a) **Voluntary Withdrawal.** Voluntary withdrawal by PARTICIPANT from the Agreement shall occur upon the affirmative decision by PARTICIPANT's Commissioners Court to withdraw from the Agreement and the withdrawing PARTICIPANT giving at least one hundred and eighty (180) calendar days' notice in writing to LUBBOCK COUNTY and the PD. The effective date of voluntary withdrawal shall be one hundred and eighty (180) calendar days after the withdrawing Participant gives written notice to LUBBOCK COUNTY.
- (b) **Involuntary Withdrawal.** PARTICIPANT shall be deemed to have involuntarily withdrawn from the Agreement upon the failure by the PARTICIPANT to pay any cost-sharing payment by the due date, as provided in a notice to the PARTICIPANT. PARTICIPANT shall be given thirty (30) days written notice of non-payment by LUBBOCK COUNTY and shall not be deemed to be in default until the expiration of thirty (30) days after receipt of the written notice.
- (c) In the event that PARTICIPANT withdraws under (a) or (b) and the PD is representing an individual or individuals after having been appointed by a court in PARTICIPANT'S county, beginning on the effective date of the withdrawal,

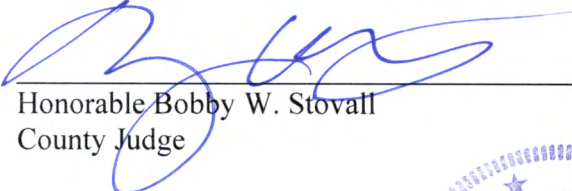
PARTICIPANT shall be responsible for timely payment of \$150.00 per hour for the first chair attorney, \$125.00 per hour for the second chair attorney, \$60.00 per hour for the mitigation specialist and \$50.00 per hour for the investigator. Additionally, PARTICIPANT shall also timely pay upon receipt and documentation all investigative costs incurred by the PD including but not limited to travel, lodging, meals and records collection.

SIGNED AND EXECUTED this 10th day of September, 2019.

COUNTY OF LUBBOCK

COUNTY OF HUNT

Honorable Curtis Parrish
County Judge




Honorable Bobby W. Stovall
County Judge


ATTEST:

ATTEST:

Honorable Kelly Pinion
Lubbock County Clerk



Jennifer Lindenzweig
Hunt County Clerk



APPROVED AS TO CONTENT:

APPROVED AS TO CONTENT:

Edward Ray Keith Jr.
Chief Public Defender
Regional Public Defender
for Capital Cases

REVIEWED FOR FORM:

REVIEWED FOR FORM:

R. Neal Burt
Civil Division Chief
Criminal District Attorney's Office
Lubbock County

| County | 2010 Pop | %Total Pop | Avg cases per yr | %Total Cases | FY20 Cost per County | FY21 Cost per County |
|---------------|-----------------|-------------------|-------------------------|---------------------|-----------------------------|-----------------------------|
| Anderson | 58,458 | 0.66% | 0.9 | 0.69% | \$25,301.00 | \$25,301.00 |
| Andrews | 14,786 | 0.17% | 0.4 | 0.31% | \$8,984.00 | \$8,984.00 |
| Angelina | 86,771 | 0.97% | 1.3 | 0.99% | \$37,551.00 | \$37,551.00 |
| Aransas | 23,158 | 0.26% | 0.2 | 0.15% | \$7,646.00 | \$7,646.00 |
| Archer | 9,054 | 0.10% | 0.0 | 0.00% | \$1,719.00 | \$1,719.00 |
| Armstrong | 1,901 | 0.02% | 0 | 0.00% | \$1,000.00 | \$1,000.00 |
| Atascosa | 44,911 | 0.50% | 0.6 | 0.46% | \$18,255.00 | \$18,255.00 |
| Austin | 28,417 | 0.32% | 0.9 | 0.69% | \$19,402.00 | \$19,402.00 |
| Bailey | 7,165 | 0.08% | 0.6 | 0.46% | \$10,447.00 | \$10,447.00 |
| Bandera | 20,485 | 0.23% | 0.1 | 0.08% | \$5,605.00 | \$5,605.00 |
| Bastrop | 74,171 | 0.83% | 0.5 | 0.38% | \$22,511.00 | \$22,511.00 |
| Baylor | 3,726 | 0.04% | 0 | 0.00% | \$1,000.00 | \$1,000.00 |
| Bee | 31,861 | 0.36% | 1.6 | 1.22% | \$30,159.00 | \$30,159.00 |
| Bell | 310,235 | 3.48% | 6 | 4.58% | \$155,196.00 | \$155,196.00 |
| Blanco | 10,497 | 0.12% | 0.2 | 0.15% | \$5,058.00 | \$5,058.00 |
| Borden | 641 | 0.01% | 0 | 0.00% | \$1,000.00 | \$1,000.00 |
| Bosque | 18,212 | 0.20% | 0.3 | 0.23% | \$8,174.00 | \$8,174.00 |
| Bowie | 92,565 | 1.04% | 2.9 | 2.21% | \$60,942.00 | \$60,942.00 |
| Brazoria | 313,166 | 3.52% | 1.2 | 0.92% | \$78,780.00 | \$78,780.00 |
| Brazos | 194,851 | 2.19% | 2.7 | 2.06% | \$78,144.00 | \$78,144.00 |
| Brewster | 9,232 | 0.10% | 0 | 0.00% | \$1,756.00 | \$1,756.00 |
| Briscoe | 1,637 | 0.02% | 0 | 0.00% | \$1,000.00 | \$1,000.00 |
| Brooks | 7,223 | 0.08% | 0 | 0.00% | \$1,339.00 | \$1,339.00 |
| Brown | 38,106 | 0.43% | 1.9 | 1.45% | \$36,601.00 | \$36,601.00 |
| Burleson | 17,187 | 0.19% | 0.5 | 0.38% | \$11,001.00 | \$11,001.00 |
| Burnet | 42,750 | 0.48% | 0.1 | 0.08% | \$10,133.00 | \$10,133.00 |
| Caldwell | 38,066 | 0.43% | 0.1 | 0.08% | \$9,242.00 | \$9,242.00 |
| Calhoun | 21,381 | 0.24% | 0.3 | 0.23% | \$8,829.00 | \$8,829.00 |
| Callahan | 13,544 | 0.15% | 0.1 | 0.08% | \$4,159.00 | \$4,159.00 |
| Camp | 12,401 | 0.14% | 0 | 0.00% | \$2,413.00 | \$2,413.00 |
| Carson | 6,182 | 0.07% | 0 | 0.00% | \$1,126.00 | \$1,126.00 |
| Cass | 30,464 | 0.34% | 0.5 | 0.38% | \$13,747.00 | \$13,747.00 |
| Castro | 8,062 | 0.09% | 0 | 0.00% | \$1,515.00 | \$1,515.00 |
| Chambers | 35,096 | 0.39% | 0.2 | 0.15% | \$10,147.00 | \$10,147.00 |
| Cherokee | 50,845 | 0.57% | 0.4 | 0.31% | \$16,033.00 | \$16,033.00 |
| Childress | 7,041 | 0.08% | 0 | 0.00% | \$1,304.00 | \$1,304.00 |
| Clay | 10,752 | 0.12% | 0.3 | 0.23% | \$6,630.00 | \$6,630.00 |
| Cochran | 3,127 | 0.04% | 0 | 0.00% | \$1,000.00 | \$1,000.00 |
| Coke | 3,320 | 0.04% | 0 | 0.00% | \$1,000.00 | \$1,000.00 |
| Coleman | 8,895 | 0.10% | 0.1 | 0.08% | \$3,207.00 | \$3,207.00 |
| Collingsworth | 3,057 | 0.03% | 0 | 0.00% | \$1,000.00 | \$1,000.00 |
| Colorado | 20,874 | 0.23% | 0.1 | 0.08% | \$5,685.00 | \$5,685.00 |
| Comal | 108,472 | 1.22% | 0.4 | 0.31% | \$27,857.00 | \$27,857.00 |
| Comanche | 13,974 | 0.16% | 0.2 | 0.15% | \$5,760.00 | \$5,760.00 |
| Concho | 4,087 | 0.05% | 0 | 0.00% | \$1,000.00 | \$1,000.00 |
| Cooke | 38,437 | 0.43% | 0.9 | 0.69% | \$21,238.00 | \$21,238.00 |

| | | | | | | |
|------------|---------|-------|-----|-------|--------------|--------------|
| Coryell | 75,388 | 0.85% | 0.8 | 0.61% | \$27,599.00 | \$27,599.00 |
| Cottle | 1,505 | 0.02% | 0 | 0.00% | \$1,000.00 | \$1,000.00 |
| Crane | 4,375 | 0.05% | 0.1 | 0.08% | \$2,272.00 | \$2,272.00 |
| Crockett | 3,719 | 0.04% | 0.1 | 0.08% | \$2,136.00 | \$2,136.00 |
| Crosby | 6,059 | 0.07% | 0.1 | 0.08% | \$2,620.00 | \$2,620.00 |
| Culberson | 2,398 | 0.03% | 0 | 0.00% | \$1,000.00 | \$1,000.00 |
| Dallam | 6,703 | 0.08% | 0 | 0.00% | \$1,234.00 | \$1,234.00 |
| Dawson | 13,833 | 0.16% | 0 | 0.00% | \$2,709.00 | \$2,709.00 |
| De Witt | 20,097 | 0.23% | 0 | 0.00% | \$5,374.00 | \$5,374.00 |
| Deaf Smith | 19,372 | 0.22% | 0.1 | 0.08% | \$2,446.00 | \$2,446.00 |
| Delta | 5,231 | 0.06% | 0.1 | 0.08% | \$4,005.00 | \$4,005.00 |
| Dickens | 2,444 | 0.03% | 0 | 0.00% | \$1,000.00 | \$1,000.00 |
| Dimmit | 9,996 | 0.11% | 0.1 | 0.08% | \$3,435.00 | \$3,435.00 |
| Donley | 3,677 | 0.04% | 0.1 | 0.08% | \$2,128.00 | \$2,128.00 |
| Duval | 11,782 | 0.13% | 0 | 0.00% | \$2,285.00 | \$2,285.00 |
| Eastland | 18,583 | 0.21% | 0.1 | 0.08% | \$5,211.00 | \$5,211.00 |
| Ector | 137,130 | 1.54% | 3.8 | 2.90% | \$85,957.00 | \$85,957.00 |
| Edwards | 2,002 | 0.02% | 0 | 0.00% | \$1,000.00 | \$1,000.00 |
| Ellis | 149,610 | 1.68% | 1 | 0.76% | \$45,992.00 | \$45,992.00 |
| Erath | 37,890 | 0.43% | 1.2 | 0.92% | \$25,549.00 | \$25,549.00 |
| Falls | 17,866 | 0.20% | 0.8 | 0.61% | \$15,700.00 | \$15,700.00 |
| Fannin | 33,915 | 0.38% | 0.5 | 0.38% | \$14,461.00 | \$14,461.00 |
| Fayette | 24,554 | 0.28% | 0 | 0.00% | \$4,902.00 | \$4,902.00 |
| Fisher | 3,974 | 0.04% | 0 | 0.00% | \$1,000.00 | \$1,000.00 |
| Floyd | 6,446 | 0.07% | 0 | 0.00% | \$1,181.00 | \$1,181.00 |
| Foard | 1,336 | 0.02% | 0 | 0.00% | \$1,000.00 | \$1,000.00 |
| Franklin | 10,605 | 0.12% | 0.6 | 0.46% | \$11,158.00 | \$11,158.00 |
| Freestone | 19,816 | 0.22% | 0.2 | 0.15% | \$6,986.00 | \$6,986.00 |
| Frio | 17,217 | 0.19% | 0.4 | 0.31% | \$9,487.00 | \$9,487.00 |
| Gaines | 17,526 | 0.20% | 0.8 | 0.61% | \$15,629.00 | \$15,629.00 |
| Galveston | 291,309 | 3.27% | 3.1 | 2.37% | \$107,215.00 | \$107,215.00 |
| Garza | 6,461 | 0.07% | 0 | 0.00% | \$1,184.00 | \$1,184.00 |
| Gillespie | 24,837 | 0.28% | 0 | 0.00% | \$4,985.00 | \$4,985.00 |
| Glasscock | 1,226 | 0.01% | 0 | 0.00% | \$1,000.00 | \$1,000.00 |
| Goliad | 7,210 | 0.08% | 0.1 | 0.08% | \$2,859.00 | \$2,859.00 |
| Gonzales | 19,807 | 0.22% | 0.7 | 0.53% | \$14,458.00 | \$14,458.00 |
| Gray | 22,535 | 0.25% | 0.8 | 0.61% | \$16,665.00 | \$16,665.00 |
| Grayson | 120,877 | 1.36% | 1.9 | 1.45% | \$53,724.00 | \$53,724.00 |
| Gregg | 121,730 | 1.37% | 2 | 1.53% | \$53,971.00 | \$53,971.00 |
| Grimes | 26,604 | 0.30% | 0.2 | 0.15% | \$8,390.00 | \$8,390.00 |
| Guadalupe | 131,533 | 1.48% | 1.3 | 0.99% | \$45,755.00 | \$45,755.00 |
| Hale | 36,273 | 0.41% | 0.5 | 0.38% | \$14,949.00 | \$14,949.00 |
| Hall | 3,353 | 0.04% | 0 | 0.00% | \$1,000.00 | \$1,000.00 |
| Hamilton | 8,517 | 0.10% | 0 | 0.00% | \$1,609.00 | \$1,609.00 |
| Hansford | 5,613 | 0.06% | 0.1 | 0.08% | \$2,528.00 | \$2,528.00 |
| Hardeman | 4,139 | 0.05% | 0 | 0.00% | \$1,000.00 | \$1,000.00 |
| Hardin | 54,635 | 0.61% | 0.7 | 0.53% | \$21,786.00 | \$21,786.00 |
| Harrison | 65,631 | 0.74% | 2.8 | 2.14% | \$54,139.00 | \$54,139.00 |

| | | | | | | |
|------------|---------|-------|------|-------|--------------|--------------|
| Hartley | 6,062 | 0.07% | 0 | 0.00% | \$1,101.00 | \$1,101.00 |
| Haskell | 5,899 | 0.07% | 0 | 0.00% | \$1,066.00 | \$1,066.00 |
| Hays | 157,107 | 1.76% | 0.9 | 0.69% | \$44,867.00 | \$44,867.00 |
| Hemphill | 3,807 | 0.04% | 0 | 0.00% | \$1,000.00 | \$1,000.00 |
| Henderson | 78,532 | 0.88% | 0.7 | 0.53% | \$26,373.00 | \$26,373.00 |
| Hill | 35,089 | 0.39% | 0.5 | 0.38% | \$14,704.00 | \$14,704.00 |
| Hockley | 22,935 | 0.26% | 0 | 0.00% | \$4,592.00 | \$4,592.00 |
| Hood | 51,182 | 0.57% | 0.6 | 0.46% | \$19,552.00 | \$19,552.00 |
| Hopkins | 35,161 | 0.39% | 0.4 | 0.31% | \$13,199.00 | \$13,199.00 |
| Houston | 23,732 | 0.27% | 0.4 | 0.31% | \$10,776.00 | \$10,776.00 |
| Howard | 35,012 | 0.39% | 0 | 0.00% | \$7,090.00 | \$7,090.00 |
| Hudspeth | 3,476 | 0.04% | 0.25 | 0.19% | \$4,351.00 | \$4,351.00 |
| Hunt | 86,129 | 0.97% | 2.8 | 2.14% | \$60,212.00 | \$60,212.00 |
| Hutchinson | 22,150 | 0.25% | 0.3 | 0.23% | \$8,988.00 | \$8,988.00 |
| Irion | 1,599 | 0.02% | 0 | 0.00% | \$1,000.00 | \$1,000.00 |
| Jack | 9,044 | 0.10% | 0 | 0.00% | \$1,718.00 | \$1,718.00 |
| Jackson | 14,075 | 0.16% | 0.3 | 0.23% | \$7,290.00 | \$7,290.00 |
| Jasper | 35,710 | 0.40% | 1.5 | 1.14% | \$29,491.00 | \$29,491.00 |
| Jeff Davis | 2,342 | 0.03% | 0 | 0.00% | \$1,000.00 | \$1,000.00 |
| Jefferson | 252,273 | 2.83% | 4.1 | 3.13% | \$108,367.00 | \$108,367.00 |
| Jim Hogg | 5,300 | 0.06% | 0 | 0.00% | \$1,000.00 | \$1,000.00 |
| Jim Wells | 40,838 | 0.46% | 1.8 | 1.37% | \$34,884.00 | \$34,884.00 |
| Johnson | 150,934 | 1.69% | 1 | 0.76% | \$45,143.00 | \$45,143.00 |
| Jones | 20,202 | 0.23% | 1.1 | 0.84% | \$20,462.00 | \$20,462.00 |
| Karnes | 14,824 | 0.17% | 0 | 0.00% | \$2,914.00 | \$2,914.00 |
| Kaufman | 103,350 | 1.16% | 2.1 | 1.60% | \$53,137.00 | \$53,137.00 |
| Kendall | 33,410 | 0.38% | 0.2 | 0.15% | \$9,798.00 | \$9,798.00 |
| Kenedy | 416 | 0.00% | 0 | 0.00% | \$1,000.00 | \$1,000.00 |
| Kent | 808 | 0.01% | 0 | 0.00% | \$1,000.00 | \$1,000.00 |
| Kerr | 49,625 | 0.56% | 0.3 | 0.23% | \$14,672.00 | \$14,672.00 |
| Kimble | 4,607 | 0.05% | 0.2 | 0.15% | \$3,840.00 | \$3,840.00 |
| King | 286 | 0.00% | 0 | 0.00% | \$1,000.00 | \$1,000.00 |
| Kinney | 3,598 | 0.04% | 0 | 0.00% | \$1,000.00 | \$1,000.00 |
| Kleberg | 32,061 | 0.36% | 0.7 | 0.53% | \$16,967.00 | \$16,967.00 |
| Knox | 3,719 | 0.04% | 0 | 0.00% | \$1,000.00 | \$1,000.00 |
| La Salle | 6,886 | 0.08% | 0.3 | 0.23% | \$38,145.00 | \$38,145.00 |
| Lamar | 49,793 | 0.56% | 1.9 | 1.45% | \$4,258.00 | \$4,258.00 |
| Lamb | 13,977 | 0.16% | 0.1 | 0.08% | \$9,945.00 | \$9,945.00 |
| Lampasas | 19,677 | 0.22% | 0.4 | 0.31% | \$5,831.00 | \$5,831.00 |
| Lavaca | 19,263 | 0.22% | 0.5 | 0.38% | \$11,360.00 | \$11,360.00 |
| Lee | 16,612 | 0.19% | 0.1 | 0.08% | \$4,803.00 | \$4,803.00 |
| Leon | 16,801 | 0.19% | 0.1 | 0.08% | \$4,843.00 | \$4,843.00 |
| Liberty | 75,643 | 0.85% | 1.7 | 1.30% | \$40,475.00 | \$40,475.00 |
| Limestone | 23,384 | 0.26% | 0.9 | 0.69% | \$18,361.00 | \$18,361.00 |
| Lipscomb | 3,302 | 0.04% | 0 | 0.00% | \$1,000.00 | \$1,000.00 |
| Live Oak | 11,531 | 0.13% | 0 | 0.00% | \$2,233.00 | \$2,233.00 |
| Llano | 19,301 | 0.22% | 0 | 0.00% | \$3,840.00 | \$3,840.00 |
| Loving | 82 | 0.00% | 0 | 0.00% | \$1,000.00 | \$1,000.00 |

| | | | | | | |
|-------------|---------|-------|-----|-------|--------------|--------------|
| Lubbock | 278,831 | 3.13% | 3 | 2.29% | \$103,114.00 | \$103,114.00 |
| Lynn | 5,915 | 0.07% | 0 | 0.00% | \$1,072.00 | \$1,072.00 |
| Madison | 13,664 | 0.15% | 0.8 | 0.61% | \$14,830.00 | \$14,830.00 |
| Marion | 10,546 | 0.12% | 0.1 | 0.08% | \$3,549.00 | \$3,549.00 |
| Martin | 4,799 | 0.05% | 0 | 0.00% | \$1,000.00 | \$1,000.00 |
| Mason | 4,012 | 0.05% | 0 | 0.00% | \$1,000.00 | \$1,000.00 |
| Matagorda | 36,702 | 0.41% | 1.1 | 0.84% | \$24,155.00 | \$24,155.00 |
| Maverick | 54,258 | 0.61% | 0 | 0.00% | \$10,951.00 | \$10,951.00 |
| McCulloch | 8,283 | 0.09% | 0 | 0.00% | \$1,561.00 | \$1,561.00 |
| McLennan | 234,906 | 2.64% | 3.7 | 2.82% | \$99,650.00 | \$99,650.00 |
| McMullen | 707 | 0.01% | 0 | 0.00% | \$1,000.00 | \$1,000.00 |
| Medina | 46,006 | 0.52% | 0.7 | 0.53% | \$20,001.00 | \$20,001.00 |
| Menard | 2,242 | 0.03% | 0 | 0.00% | \$1,000.00 | \$1,000.00 |
| Midland | 136,872 | 1.54% | 1 | 0.76% | \$43,357.00 | \$43,357.00 |
| Milam | 24,757 | 0.28% | 0.4 | 0.31% | \$11,047.00 | \$11,047.00 |
| Mills | 4,936 | 0.06% | 0 | 0.00% | \$1,000.00 | \$1,000.00 |
| Mitchell | 9,403 | 0.11% | 0 | 0.00% | \$1,793.00 | \$1,793.00 |
| Montague | 19,719 | 0.22% | 0.8 | 0.61% | \$16,083.00 | \$16,083.00 |
| Moore | 21,904 | 0.25% | 0.3 | 0.23% | \$8,937.00 | \$8,937.00 |
| Morris | 12,934 | 0.15% | 0.2 | 0.15% | \$5,562.00 | \$5,562.00 |
| Motley | 1,210 | 0.01% | 0 | 0.00% | \$1,000.00 | \$1,000.00 |
| Nacogdoches | 64,524 | 0.72% | 1.7 | 1.30% | \$38,238.00 | \$38,238.00 |
| Navarro | 47,735 | 0.54% | 0.6 | 0.46% | \$18,839.00 | \$18,839.00 |
| Newton | 14,445 | 0.16% | 0.2 | 0.15% | \$5,875.00 | \$5,875.00 |
| Nolan | 15,216 | 0.17% | 0.2 | 0.15% | \$6,016.00 | \$6,016.00 |
| Ochiltree | 10,223 | 0.11% | 0 | 0.00% | \$1,962.00 | \$1,962.00 |
| Oldham | 2,052 | 0.02% | 0 | 0.00% | \$1,000.00 | \$1,000.00 |
| Orange | 81,837 | 0.92% | 0.7 | 0.53% | \$27,036.00 | \$27,036.00 |
| Palo Pinto | 28,111 | 0.32% | 0.9 | 0.69% | \$19,130.00 | \$19,130.00 |
| Panola | 23,796 | 0.27% | 0.2 | 0.15% | \$7,777.00 | \$7,777.00 |
| Parker | 116,927 | 1.31% | 0.6 | 0.46% | \$33,153.00 | \$33,153.00 |
| Parmer | 10,269 | 0.12% | 0 | 0.00% | \$1,972.00 | \$1,972.00 |
| Pecos | 15,507 | 0.17% | 0.5 | 0.38% | \$10,653.00 | \$10,653.00 |
| Polk | 45,413 | 0.51% | 1.6 | 1.22% | \$33,554.00 | \$33,554.00 |
| Potter | 121,073 | 1.36% | 1.6 | 1.22% | \$49,206.00 | \$49,206.00 |
| Presidio | 7,818 | 0.09% | 0 | 0.00% | \$1,465.00 | \$1,465.00 |
| Rains | 10,914 | 0.12% | 0.6 | 0.46% | \$11,222.00 | \$11,222.00 |
| Randall | 120,725 | 1.36% | 1.6 | 1.22% | \$49,134.00 | \$49,134.00 |
| Reagan | 3,367 | 0.04% | 0 | 0.00% | \$1,000.00 | \$1,000.00 |
| Real | 3,309 | 0.04% | 0.1 | 0.08% | \$2,052.00 | \$2,052.00 |
| Red River | 12,860 | 0.14% | 0.5 | 0.38% | \$10,105.00 | \$10,105.00 |
| Reeves | 13,783 | 0.15% | 0.1 | 0.08% | \$4,218.00 | \$4,218.00 |
| Refugio | 7,383 | 0.08% | 0 | 0.00% | \$1,375.00 | \$1,375.00 |
| Roberts | 929 | 0.01% | 0 | 0.00% | \$1,000.00 | \$1,000.00 |
| Robertson | 16,622 | 0.19% | 0.7 | 0.53% | \$13,804.00 | \$13,804.00 |
| Rockwall | 78,337 | 0.88% | 0.3 | 0.23% | \$20,343.00 | \$20,343.00 |
| Runnels | 10,501 | 0.12% | 0 | 0.00% | \$2,020.00 | \$2,020.00 |
| Rusk | 53,330 | 0.60% | 2 | 1.53% | \$40,299.00 | \$40,299.00 |

| | | | | | | |
|---------------|---------|-------|-----|-------|-------------|-------------|
| Sabine | 10,834 | 0.12% | 0.4 | 0.31% | \$8,167.00 | \$8,167.00 |
| San Augustine | 8,865 | 0.10% | 1 | 0.76% | \$16,656.00 | \$16,656.00 |
| San Jacinto | 26,384 | 0.30% | 1.1 | 0.84% | \$21,729.00 | \$21,729.00 |
| San Patricio | 64,804 | 0.73% | 0.3 | 0.23% | \$17,621.00 | \$17,621.00 |
| San Saba | 6,131 | 0.07% | 0.7 | 0.53% | \$11,753.00 | \$11,753.00 |
| Schleicher | 3,461 | 0.04% | 0 | 0.00% | \$1,000.00 | \$1,000.00 |
| Scurry | 16,921 | 0.19% | 0.2 | 0.15% | \$6,387.00 | \$6,387.00 |
| Shackelford | 3,378 | 0.04% | 0 | 0.00% | \$1,000.00 | \$1,000.00 |
| Shelby | 25,448 | 0.29% | 0.9 | 0.69% | \$18,585.00 | \$18,585.00 |
| Sherman | 3,034 | 0.03% | 0.1 | 0.08% | \$1,000.00 | \$1,000.00 |
| Smith | 209,714 | 2.35% | 3.8 | 2.90% | \$96,235.00 | \$96,235.00 |
| Somervell | 8,490 | 0.10% | 0 | 0.00% | \$1,604.00 | \$1,604.00 |
| Starr | 60,968 | 0.68% | 1.5 | 1.14% | \$34,617.00 | \$34,617.00 |
| Stephens | 9,630 | 0.11% | 0 | 0.00% | \$1,840.00 | \$1,840.00 |
| Sterling | 1,143 | 0.01% | 0 | 0.00% | \$1,000.00 | \$1,000.00 |
| Stonewall | 1,490 | 0.02% | 0 | 0.00% | \$1,000.00 | \$1,000.00 |
| Sutton | 4,128 | 0.05% | 0.2 | 0.15% | \$3,740.00 | \$3,740.00 |
| Swisher | 7,854 | 0.09% | 0.2 | 0.15% | \$4,511.00 | \$4,511.00 |
| Taylor | 131,506 | 1.48% | 1.1 | 0.84% | \$43,766.00 | \$43,766.00 |
| Terrell | 984 | 0.01% | 0 | 0.00% | \$1,000.00 | \$1,000.00 |
| Terry | 12,651 | 0.14% | 0.1 | 0.08% | \$3,984.00 | \$3,984.00 |
| Throckmorton | 1,641 | 0.02% | 0 | 0.00% | \$1,000.00 | \$1,000.00 |
| Titus | 32,334 | 0.36% | 0.1 | 0.08% | \$8,010.00 | \$8,010.00 |
| Tom Green | 110,224 | 1.24% | 0.2 | 0.15% | \$25,688.00 | \$25,688.00 |
| Trinity | 14,585 | 0.16% | 0 | 0.00% | \$2,865.00 | \$2,865.00 |
| Tyler | 21,766 | 0.24% | 0.5 | 0.38% | \$11,948.00 | \$11,948.00 |
| Upshur | 39,309 | 0.44% | 0.9 | 0.69% | \$21,415.00 | \$21,415.00 |
| Upton | 3,355 | 0.04% | 0.1 | 0.08% | \$2,061.00 | \$2,061.00 |
| Uvalde | 26,405 | 0.30% | 0.4 | 0.31% | \$11,388.00 | \$11,388.00 |
| Val Verde | 48,879 | 0.55% | 0.4 | 0.31% | \$16,037.00 | \$16,037.00 |
| Van Zandt | 52,579 | 0.59% | 0.7 | 0.53% | \$21,361.00 | \$21,361.00 |
| Victoria | 86,793 | 0.97% | 2.4 | 1.83% | \$52,742.00 | \$52,742.00 |
| Walker | 67,861 | 0.76% | 0.2 | 0.15% | \$16,925.00 | \$16,925.00 |
| Waller | 43,205 | 0.49% | 0.9 | 0.69% | \$22,461.00 | \$22,461.00 |
| Ward | 10,658 | 0.12% | 0.1 | 0.08% | \$3,572.00 | \$3,572.00 |
| Washington | 33,718 | 0.38% | 0.2 | 0.15% | \$9,862.00 | \$9,862.00 |
| Webb | 250,304 | 2.81% | 1.2 | 0.92% | \$69,861.00 | \$69,861.00 |
| Wharton | 41,280 | 0.46% | 1.6 | 1.22% | \$32,699.00 | \$32,699.00 |
| Wheeler | 5,410 | 0.06% | 0.1 | 0.08% | \$2,486.00 | \$2,486.00 |
| Wichita | 131,500 | 1.48% | 1.7 | 1.30% | \$51,571.00 | \$51,571.00 |
| Wilbarger | 13,535 | 0.15% | 0.5 | 0.38% | \$10,245.00 | \$10,245.00 |
| Willacy | 22,134 | 0.25% | 1.6 | 1.22% | \$28,739.00 | \$28,739.00 |
| Wilson | 42,918 | 0.48% | 0 | 0.00% | \$8,726.00 | \$8,726.00 |
| Winkler | 7,110 | 0.08% | 0 | 0.00% | \$1,318.00 | \$1,318.00 |
| Wise | 59,127 | 0.66% | 0.5 | 0.38% | \$19,676.00 | \$19,676.00 |
| Wood | 41,964 | 0.47% | 0.3 | 0.23% | \$12,995.00 | \$12,995.00 |
| Yoakum | 7,879 | 0.09% | 0 | 0.00% | \$1,477.00 | \$1,477.00 |
| Young | 18,550 | 0.21% | 0.2 | 0.15% | \$6,724.00 | \$6,724.00 |

| | | | | | | |
|--------|--------|-------|-----|-------|------------|------------|
| Zapata | 14,018 | 0.16% | 0.1 | 0.08% | \$4,267.00 | \$4,267.00 |
| Zavala | 11,677 | 0.13% | 0 | 0.00% | \$2,263.00 | \$2,263.00 |

#15,748

FILED FOR RECORD
at 11:45 o'clock 2 M

SEP 10 2019

JENNIFER LINDENZWEIG
County Clerk, Hunt County, TX
By *J. Lindenzweig*

INTERLOCAL AGREEMENT

This Interlocal Agreement (the "Agreement") is made by and between LUBBOCK COUNTY, TEXAS ("LUBBOCK COUNTY"), a political subdivision of the State of Texas, acting through the Regional Public Defender for Capital Cases (the "PD"), and HUNT COUNTY, TEXAS ("PARTICIPANT"), a political subdivision of the State of Texas, (also, individually, a "Party" or, collectively, the "Parties"). This Agreement is made pursuant to the Fair Defense Act, Texas Code of Criminal Procedure 26.044(b), and Texas Government Code Chapter 791.

RECITALS

WHEREAS, each Party finds: 1) that the subject of this Agreement is necessary for the benefit of the public; and 2) that it has the legal authority to perform and to provide the government function or service which is the subject matter of this Agreement; and,

WHEREAS, the performance of this Agreement by LUBBOCK COUNTY and PARTICIPANT will be in the common interest of the Parties;

NOW, THEREFORE, the Parties agree as follows:

ARTICLE I PROGRAM

1.01 **Program Purpose and Term.** The Regional Public Defender for Capital Cases (the "PD"), funded proportionately by the Texas Indigent Defense Commission Multi-Year Discretionary Grant Program Funds (the "TIDC"), will provide court-appointed counsel for individuals charged with the offense of capital murder (death-eligible) in the participating counties and who cannot afford to hire their own attorney. Inmates in units of the Texas Department of Criminal Justice within the region who are charged with capital murder will continue to be represented by the State Counsel on Offenders, or by private counsel in the case of a conflict. Capital murder cases filed against inmates in units of the Texas Department of Criminal Justice shall not be counted in the average number of capital murder cases filed in a county.

Participant recognizes that counties from other Administrative Regions are also participating in the program. Each county's participatory costs are based upon funding by the Texas Indigent Defense Commission that is expected to total \$4,200,000 in FY20 and \$4,200,000 in FY21. Of this total, \$4,200,000 in FY20 and \$4,200,000 in FY21 consist of Sustainability Grant Funds from the Texas Indigent Defense Commission ("TIDC"). It is possible that the TIDC may consider additional funding mechanisms during Fiscal Years 2020 and 2021; however, the TIDC funding is not anticipated to be less than detailed above. The remaining portion of the program's budget is cost-sharing commensurate with all eligible counties' applicable inclusion in the program.

In order to provide sustainable funding for the PD and a fund balance for emergency situations, participating counties will contribute (with a minimum contribution of \$1,000

per county) per the detailed county allocation schedule marked as Attachment 1 and incorporated herein for all purposes. Based upon this cost-sharing approach, participating counties shall provide the remaining operating costs based upon a formula taking into account the population of the county as a percentage of the whole of the 181 participating counties (50%) and the average number of capital murder cases filed between 2003 and 2013 as a percentage of the 181 participating counties (50%).

The Interlocal Agreements shall become effective October 1, 2019 and continue through September 30, 2020. Thereafter, the agreements shall renew automatically each October 1st for a successive one-year term through September 30, 2021, unless terminated under this agreement.

- 1.02 **Judges Authorized to Appoint PD.** The District Courts in the 1st, 2nd, 3rd, 4th, 5th, 6th, 7th, 8th, 9th, 10th, and 11th Administrative Judicial Regions in eligible counties may participate in the Program. The Program allows the Honorable Judge(s) of the Judicial District having jurisdiction within PARTICIPANT's geographic boundaries to appoint the PD for the trial defense of death-eligible capital murder cases. In the event of a conflict of interest among defendants or a legal liability for the PD to accept appointment, the trial court shall appoint an attorney or attorneys other than the PD at the PARTICIPANT's expense.
- 1.03 **Duties and Responsibilities of the PD.** The PD will represent defendants at the trial or re-trial phase only. All decisions pertaining to the presentation of the case will be at the sole discretion of the PD. The PD will at all times be guided by and comply with his or her duties as a licensed attorney in the State of Texas and the Texas Disciplinary Rules of Professional Conduct in making these determinations.
- 1.04 **Program Analysis.** At least quarterly throughout the period of the grant and at the end of the grant year, the PD will prepare an analysis of the Program, as well as an estimated cost for PARTICIPANT's continued participation after all grant funds are expended. The analysis will consist of a fiscal analysis and an analysis of the effectiveness of the PD in meeting pre-established goals and objectives. The PD will provide copies of the analysis to PARTICIPANT's Commissioners Court and to the Honorable Judges identified of the Participating Administrative Judicial Regions. PARTICIPANT shall have three months from the date the cost analysis is provided to the Commissioners Courts to consider the analysis and determine whether participant will continue to participate in the Program. If PARTICIPANT requests to continue participating in the Program, a new interlocal agreement as to funding and the funding cycle will be necessary.
- 1.05 **Data for the Analysis.** As consideration for its participation in the Program, PARTICIPANT agrees to provide the PD information as needed to conduct the analysis, including the current payment schedule for court-appointed counsel on capital murder cases and the previous five fiscal years' data on the amount PARTICIPANT paid for appointed counsel on capital murder cases, if available.
- 1.06 **Additional Experts.** PARTICIPANT will continue to incur the expense of additional experts as approved by the local court.

- 1.07 **Fact Investigators and Mitigation Specialists.** The PD will provide a fact investigator and mitigation specialist to cases assigned to the PD office.
- 1.08 **No other Costs Incurred.** Neither the TIDC nor the PD will assume any additional costs associated with representation of indigent defendants. Costs of interpreters or any other collateral cost must be absorbed by PARTICIPANT.

ARTICLE II
OTHER TERMS AND CONDITIONS

- 2.01 **Notice and Addresses.** Unless otherwise specifically provided herein, all notices, reports, and invoices required under this Agreement shall be given in writing by certified or registered mail, addressed to the proper Party, at the following address:

If to LUBBOCK COUNTY:

Honorable Curtis Parrish
County Judge
Lubbock County
PO Box 10536
Lubbock, Texas 79408

And:

Edward Ray Keith Jr.
Chief Public Defender
Regional Public Defender for Capital Cases
PO Box 2097
Lubbock, Texas 79408

If to PARTICIPANT:

Honorable Bobby W. Stovall
Hunt County
2500 Lee St.
Greenville, Texas 75401

- 2.02 **No Partnership.** Nothing contained in this Agreement is intended to create a partnership or joint venture between the Parties, and any implication to the contrary is hereby expressly disavowed. This Agreement does not create a joint enterprise, nor does it appoint any Party as an agent of the other Party, for any purpose whatsoever.
- 2.03 **Waiver.** The failure of any Party to insist upon the performance of any terms or provision of this Agreement or to exercise any right granted hereunder shall not constitute a waiver

of that Party's right to insist upon appropriate performance or to assert any such right on any future occasion.


- 2.04 **Benefit of the Parties.** The terms and conditions of this Agreement are solely for the benefit of the Parties and are not intended to create any rights, contractual or otherwise, for any other person or entity.
- 2.05 **Force Majeure.** If the performance of any obligation under this Agreement is delayed by something reasonably beyond the control of the Party obligated to perform ("Force Majeure"), that Party shall be excused from performing the obligation during that period, so that the time period applicable to the performance shall be extended for a period of time equal to the period that Party was delayed due to the event of Force Majeure.
- 2.06 **Severability.** In case any one or more of the provisions contained in this Agreement shall for any reason be held to be invalid, illegal, or unenforceable in any respect, such invalidity, illegality, or unenforceability shall not affect any other provision and this Agreement shall be construed as if the invalid, illegal, or unenforceable provision had never been contained herein.
- 2.07 **Prior Agreements Superseded.** This Agreement constitutes the only agreement of the Parties and supersedes any prior understanding or written or oral agreements between the Parties respecting the within subject matter.
- 2.08 **Amendments.** In order to be binding, an amendment to this Agreement must be in writing, dated subsequent to the date of this Agreement, and executed by the Parties.
- 2.09 **Withdrawal by Party.**
- (a) **Voluntary Withdrawal.** Voluntary withdrawal by PARTICIPANT from the Agreement shall occur upon the affirmative decision by PARTICIPANT's *Commissioners Court* to withdraw from the Agreement and the withdrawing PARTICIPANT giving at least one hundred and eighty (180) calendar days' notice in writing to LUBBOCK COUNTY and the PD. The effective date of voluntary withdrawal shall be one hundred and eighty (180) calendar days after the withdrawing Participant gives written notice to LUBBOCK COUNTY.
- (b) **Involuntary Withdrawal.** PARTICIPANT shall be deemed to have involuntarily withdrawn from the Agreement upon the failure by the PARTICIPANT to pay any cost-sharing payment by the due date, as provided in a notice to the PARTICIPANT. PARTICIPANT shall be given thirty (30) days written notice of non-payment by LUBBOCK COUNTY and shall not be deemed to be in default until the expiration of thirty (30) days after receipt of the written notice.
- (c) In the event that PARTICIPANT withdraws under (a) or (b) and the PD is representing an individual or individuals after having been appointed by a court in PARTICIPANT'S county, beginning on the effective date of the withdrawal,

PARTICIPANT shall be responsible for timely payment of \$150.00 per hour for the first chair attorney, \$125.00 per hour for the second chair attorney, \$60.00 per hour for the mitigation specialist and \$50.00 per hour for the investigator. Additionally, PARTICIPANT shall also timely pay upon receipt and documentation all investigative costs incurred by the PD including but not limited to travel, lodging, meals and records collection.


SIGNED AND EXECUTED this 10th day of September 2019.

COUNTY OF LUBBOCK

COUNTY OF HUNT





Honorable Curtis Parrish
County Judge 7-22-19



Honorable Bobby W. Stovall
County Judge


ATTEST:

ATTEST:


Honorable Kelly Pinion
Lubbock County Clerk
Jennifer Lindenzweig
Hunt County Clerk


APPROVED AS TO CONTENT:


APPROVED AS TO CONTENT:


Edward Ray Keith Jr.
Chief Public Defender
Regional Public Defender
for Capital Cases

REVIEWED FOR FORM:

REVIEWED FOR FORM:


FILED FOR RECORD
at 2:28 o'clock P M
JAN 03 2020
JENNIFER LINDENZWEIG
County Clerk, Hunt County, TX
By 



R. Neal Burt
Civil Division Chief
Criminal District Attorney's Office
Lubbock County

FILED FOR RECORD
at 2:28 o'clock P M

JAN 03 2020

JENNIFER LINDENZWEIG
County Clerk, Hunt County, TX
By 

| County | 2010 Pop | %Total Pop | Avg cases per yr | %Total Cases | FY20 Cost per County | FY21 Cost per County |
|---------------|----------|------------|------------------|--------------|----------------------|----------------------|
| Anderson | 58,458 | 0.66% | 0.9 | 0.69% | \$25,301.00 | \$25,301.00 |
| Andrews | 14,786 | 0.17% | 0.4 | 0.31% | \$8,984.00 | \$8,984.00 |
| Angelina | 86,771 | 0.97% | 1.3 | 0.99% | \$37,551.00 | \$37,551.00 |
| Aransas | 23,158 | 0.26% | 0.2 | 0.15% | \$7,646.00 | \$7,646.00 |
| Archer | 9,054 | 0.10% | 0.0 | 0.00% | \$1,719.00 | \$1,719.00 |
| Armstrong | 1,901 | 0.02% | 0 | 0.00% | \$1,000.00 | \$1,000.00 |
| Atascosa | 44,911 | 0.50% | 0.6 | 0.46% | \$18,255.00 | \$18,255.00 |
| Austin | 28,417 | 0.32% | 0.9 | 0.69% | \$19,402.00 | \$19,402.00 |
| Bailey | 7,165 | 0.08% | 0.6 | 0.46% | \$10,447.00 | \$10,447.00 |
| Bandera | 20,485 | 0.23% | 0.1 | 0.08% | \$5,605.00 | \$5,605.00 |
| Bastrop | 74,171 | 0.83% | 0.5 | 0.38% | \$22,511.00 | \$22,511.00 |
| Baylor | 3,726 | 0.04% | 0 | 0.00% | \$1,000.00 | \$1,000.00 |
| Bee | 31,861 | 0.36% | 1.6 | 1.22% | \$30,159.00 | \$30,159.00 |
| Bell | 310,235 | 3.48% | 6 | 4.58% | \$155,196.00 | \$155,196.00 |
| Blanco | 10,497 | 0.12% | 0.2 | 0.15% | \$5,058.00 | \$5,058.00 |
| Borden | 641 | 0.01% | 0 | 0.00% | \$1,000.00 | \$1,000.00 |
| Bosque | 18,212 | 0.20% | 0.3 | 0.23% | \$8,174.00 | \$8,174.00 |
| Bowie | 92,565 | 1.04% | 2.9 | 2.21% | \$60,942.00 | \$60,942.00 |
| Brazoria | 313,166 | 3.52% | 1.2 | 0.92% | \$78,780.00 | \$78,780.00 |
| Brazos | 194,851 | 2.19% | 2.7 | 2.06% | \$78,144.00 | \$78,144.00 |
| Brewster | 9,232 | 0.10% | 0 | 0.00% | \$1,756.00 | \$1,756.00 |
| Briscoe | 1,637 | 0.02% | 0 | 0.00% | \$1,000.00 | \$1,000.00 |
| Brooks | 7,223 | 0.08% | 0 | 0.00% | \$1,339.00 | \$1,339.00 |
| Brown | 38,106 | 0.43% | 1.9 | 1.45% | \$36,601.00 | \$36,601.00 |
| Burleson | 17,187 | 0.19% | 0.5 | 0.38% | \$11,001.00 | \$11,001.00 |
| Burnet | 42,750 | 0.48% | 0.1 | 0.08% | \$10,133.00 | \$10,133.00 |
| Caldwell | 38,066 | 0.43% | 0.1 | 0.08% | \$9,242.00 | \$9,242.00 |
| Calhoun | 21,381 | 0.24% | 0.3 | 0.23% | \$8,829.00 | \$8,829.00 |
| Callahan | 13,544 | 0.15% | 0.1 | 0.08% | \$4,159.00 | \$4,159.00 |
| Camp | 12,401 | 0.14% | 0 | 0.00% | \$2,413.00 | \$2,413.00 |
| Carson | 6,182 | 0.07% | 0 | 0.00% | \$1,126.00 | \$1,126.00 |
| Cass | 30,464 | 0.34% | 0.5 | 0.38% | \$13,747.00 | \$13,747.00 |
| Castro | 8,062 | 0.09% | 0 | 0.00% | \$1,515.00 | \$1,515.00 |
| Chambers | 35,096 | 0.39% | 0.2 | 0.15% | \$10,147.00 | \$10,147.00 |
| Cherokee | 50,845 | 0.57% | 0.4 | 0.31% | \$16,033.00 | \$16,033.00 |
| Childress | 7,041 | 0.08% | 0 | 0.00% | \$1,304.00 | \$1,304.00 |
| Clay | 10,752 | 0.12% | 0.3 | 0.23% | \$6,630.00 | \$6,630.00 |
| Cochran | 3,127 | 0.04% | 0 | 0.00% | \$1,000.00 | \$1,000.00 |
| Coke | 3,320 | 0.04% | 0 | 0.00% | \$1,000.00 | \$1,000.00 |
| Coleman | 8,895 | 0.10% | 0.1 | 0.08% | \$3,207.00 | \$3,207.00 |
| Collingsworth | 3,057 | 0.03% | 0 | 0.00% | \$1,000.00 | \$1,000.00 |
| Colorado | 20,874 | 0.23% | 0.1 | 0.08% | \$5,685.00 | \$5,685.00 |
| Comal | 108,472 | 1.22% | 0.4 | 0.31% | \$27,857.00 | \$27,857.00 |
| Comanche | 13,974 | 0.16% | 0.2 | 0.15% | \$5,760.00 | \$5,760.00 |
| Concho | 4,087 | 0.05% | 0 | 0.00% | \$1,000.00 | \$1,000.00 |
| Cooke | 38,437 | 0.43% | 0.9 | 0.69% | \$21,238.00 | \$21,238.00 |

| | | | | | | |
|------------|---------|-------|------|-------|--------------|--------------|
| Hartley | 6,062 | 0.07% | 0 | 0.00% | \$1,101.00 | \$1,101.00 |
| Haskell | 5,899 | 0.07% | 0 | 0.00% | \$1,066.00 | \$1,066.00 |
| Hays | 157,107 | 1.76% | 0.9 | 0.69% | \$44,867.00 | \$44,867.00 |
| Hemphill | 3,807 | 0.04% | 0 | 0.00% | \$1,000.00 | \$1,000.00 |
| Henderson | 78,532 | 0.88% | 0.7 | 0.53% | \$26,373.00 | \$26,373.00 |
| Hill | 35,089 | 0.39% | 0.5 | 0.38% | \$14,704.00 | \$14,704.00 |
| Hockley | 22,935 | 0.26% | 0 | 0.00% | \$4,592.00 | \$4,592.00 |
| Hood | 51,182 | 0.57% | 0.6 | 0.46% | \$19,552.00 | \$19,552.00 |
| Hopkins | 35,161 | 0.39% | 0.4 | 0.31% | \$13,199.00 | \$13,199.00 |
| Houston | 23,732 | 0.27% | 0.4 | 0.31% | \$10,776.00 | \$10,776.00 |
| Howard | 35,012 | 0.39% | 0 | 0.00% | \$7,090.00 | \$7,090.00 |
| Hudspeth | 3,476 | 0.04% | 0.25 | 0.19% | \$4,351.00 | \$4,351.00 |
| Hunt | 86,129 | 0.97% | 2.8 | 2.14% | \$60,212.00 | \$60,212.00 |
| Hutchinson | 22,150 | 0.25% | 0.3 | 0.23% | \$8,988.00 | \$8,988.00 |
| Irion | 1,599 | 0.02% | 0 | 0.00% | \$1,000.00 | \$1,000.00 |
| Jack | 9,044 | 0.10% | 0 | 0.00% | \$1,718.00 | \$1,718.00 |
| Jackson | 14,075 | 0.16% | 0.3 | 0.23% | \$7,290.00 | \$7,290.00 |
| Jasper | 35,710 | 0.40% | 1.5 | 1.14% | \$29,491.00 | \$29,491.00 |
| Jeff Davis | 2,342 | 0.03% | 0 | 0.00% | \$1,000.00 | \$1,000.00 |
| Jefferson | 252,273 | 2.83% | 4.1 | 3.13% | \$108,367.00 | \$108,367.00 |
| Jim Hogg | 5,300 | 0.06% | 0 | 0.00% | \$1,000.00 | \$1,000.00 |
| Jim Wells | 40,838 | 0.46% | 1.8 | 1.37% | \$34,884.00 | \$34,884.00 |
| Johnson | 150,934 | 1.69% | 1 | 0.76% | \$45,143.00 | \$45,143.00 |
| Jones | 20,202 | 0.23% | 1.1 | 0.84% | \$20,462.00 | \$20,462.00 |
| Karnes | 14,824 | 0.17% | 0 | 0.00% | \$2,914.00 | \$2,914.00 |
| Kaufman | 103,350 | 1.16% | 2.1 | 1.60% | \$53,137.00 | \$53,137.00 |
| Kendall | 33,410 | 0.38% | 0.2 | 0.15% | \$9,798.00 | \$9,798.00 |
| Kenedy | 416 | 0.00% | 0 | 0.00% | \$1,000.00 | \$1,000.00 |
| Kent | 808 | 0.01% | 0 | 0.00% | \$1,000.00 | \$1,000.00 |
| Kerr | 49,625 | 0.56% | 0.3 | 0.23% | \$14,672.00 | \$14,672.00 |
| Kimble | 4,607 | 0.05% | 0.2 | 0.15% | \$3,840.00 | \$3,840.00 |
| King | 286 | 0.00% | 0 | 0.00% | \$1,000.00 | \$1,000.00 |
| Kinney | 3,598 | 0.04% | 0 | 0.00% | \$1,000.00 | \$1,000.00 |
| Kleberg | 32,061 | 0.36% | 0.7 | 0.53% | \$16,967.00 | \$16,967.00 |
| Knox | 3,719 | 0.04% | 0 | 0.00% | \$1,000.00 | \$1,000.00 |
| La Salle | 6,886 | 0.08% | 0.3 | 0.23% | \$38,145.00 | \$38,145.00 |
| Lamar | 49,793 | 0.56% | 1.9 | 1.45% | \$4,258.00 | \$4,258.00 |
| Lamb | 13,977 | 0.16% | 0.1 | 0.08% | \$9,945.00 | \$9,945.00 |
| Lampasas | 19,677 | 0.22% | 0.4 | 0.31% | \$5,831.00 | \$5,831.00 |
| Lavaca | 19,263 | 0.22% | 0.5 | 0.38% | \$11,360.00 | \$11,360.00 |
| Lee | 16,612 | 0.19% | 0.1 | 0.08% | \$4,803.00 | \$4,803.00 |
| Leon | 16,801 | 0.19% | 0.1 | 0.08% | \$4,843.00 | \$4,843.00 |
| Liberty | 75,643 | 0.85% | 1.7 | 1.30% | \$40,475.00 | \$40,475.00 |
| Limestone | 23,384 | 0.26% | 0.9 | 0.69% | \$18,361.00 | \$18,361.00 |
| Lipscomb | 3,302 | 0.04% | 0 | 0.00% | \$1,000.00 | \$1,000.00 |
| Live Oak | 11,531 | 0.13% | 0 | 0.00% | \$2,233.00 | \$2,233.00 |
| Llano | 19,301 | 0.22% | 0 | 0.00% | \$3,840.00 | \$3,840.00 |
| Loving | 82 | 0.00% | 0 | 0.00% | \$1,000.00 | \$1,000.00 |

| County | 2010 Pop | %Total Pop | Avg cases per yr | %Total Cases | FY20 Cost per County | FY21 Cost per County |
|---------------|----------|------------|------------------|--------------|----------------------|----------------------|
| Anderson | 58,458 | 0.66% | 0.9 | 0.69% | \$25,301.00 | \$25,301.00 |
| Andrews | 14,786 | 0.17% | 0.4 | 0.31% | \$8,984.00 | \$8,984.00 |
| Angelina | 86,771 | 0.97% | 1.3 | 0.99% | \$37,551.00 | \$37,551.00 |
| Aransas | 23,158 | 0.26% | 0.2 | 0.15% | \$7,646.00 | \$7,646.00 |
| Archer | 9,054 | 0.10% | 0.0 | 0.00% | \$1,719.00 | \$1,719.00 |
| Armstrong | 1,901 | 0.02% | 0 | 0.00% | \$1,000.00 | \$1,000.00 |
| Atascosa | 44,911 | 0.50% | 0.6 | 0.46% | \$18,255.00 | \$18,255.00 |
| Austin | 28,417 | 0.32% | 0.9 | 0.69% | \$19,402.00 | \$19,402.00 |
| Bailey | 7,165 | 0.08% | 0.6 | 0.46% | \$10,447.00 | \$10,447.00 |
| Bandera | 20,485 | 0.23% | 0.1 | 0.08% | \$5,605.00 | \$5,605.00 |
| Bastrop | 74,171 | 0.83% | 0.5 | 0.38% | \$22,511.00 | \$22,511.00 |
| Baylor | 3,726 | 0.04% | 0 | 0.00% | \$1,000.00 | \$1,000.00 |
| Bee | 31,861 | 0.36% | 1.6 | 1.22% | \$30,159.00 | \$30,159.00 |
| Bell | 310,235 | 3.48% | 6 | 4.58% | \$155,196.00 | \$155,196.00 |
| Blanco | 10,497 | 0.12% | 0.2 | 0.15% | \$5,058.00 | \$5,058.00 |
| Borden | 641 | 0.01% | 0 | 0.00% | \$1,000.00 | \$1,000.00 |
| Bosque | 18,212 | 0.20% | 0.3 | 0.23% | \$8,174.00 | \$8,174.00 |
| Bowie | 92,565 | 1.04% | 2.9 | 2.21% | \$60,942.00 | \$60,942.00 |
| Brazoria | 313,166 | 3.52% | 1.2 | 0.92% | \$78,780.00 | \$78,780.00 |
| Brazos | 194,851 | 2.19% | 2.7 | 2.06% | \$78,144.00 | \$78,144.00 |
| Brewster | 9,232 | 0.10% | 0 | 0.00% | \$1,756.00 | \$1,756.00 |
| Briscoe | 1,637 | 0.02% | 0 | 0.00% | \$1,000.00 | \$1,000.00 |
| Brooks | 7,223 | 0.08% | 0 | 0.00% | \$1,339.00 | \$1,339.00 |
| Brown | 38,106 | 0.43% | 1.9 | 1.45% | \$36,601.00 | \$36,601.00 |
| Burleson | 17,187 | 0.19% | 0.5 | 0.38% | \$11,001.00 | \$11,001.00 |
| Burnet | 42,750 | 0.48% | 0.1 | 0.08% | \$10,133.00 | \$10,133.00 |
| Caldwell | 38,066 | 0.43% | 0.1 | 0.08% | \$9,242.00 | \$9,242.00 |
| Calhoun | 21,381 | 0.24% | 0.3 | 0.23% | \$8,829.00 | \$8,829.00 |
| Callahan | 13,544 | 0.15% | 0.1 | 0.08% | \$4,159.00 | \$4,159.00 |
| Camp | 12,401 | 0.14% | 0 | 0.00% | \$2,413.00 | \$2,413.00 |
| Carson | 6,182 | 0.07% | 0 | 0.00% | \$1,126.00 | \$1,126.00 |
| Cass | 30,464 | 0.34% | 0.5 | 0.38% | \$13,747.00 | \$13,747.00 |
| Castro | 8,062 | 0.09% | 0 | 0.00% | \$1,515.00 | \$1,515.00 |
| Chambers | 35,096 | 0.39% | 0.2 | 0.15% | \$10,147.00 | \$10,147.00 |
| Cherokee | 50,845 | 0.57% | 0.4 | 0.31% | \$16,033.00 | \$16,033.00 |
| Childress | 7,041 | 0.08% | 0 | 0.00% | \$1,304.00 | \$1,304.00 |
| Clay | 10,752 | 0.12% | 0.3 | 0.23% | \$6,630.00 | \$6,630.00 |
| Cochran | 3,127 | 0.04% | 0 | 0.00% | \$1,000.00 | \$1,000.00 |
| Coke | 3,320 | 0.04% | 0 | 0.00% | \$1,000.00 | \$1,000.00 |
| Coleman | 8,895 | 0.10% | 0.1 | 0.08% | \$3,207.00 | \$3,207.00 |
| Collingsworth | 3,057 | 0.03% | 0 | 0.00% | \$1,000.00 | \$1,000.00 |
| Colorado | 20,874 | 0.23% | 0.1 | 0.08% | \$5,685.00 | \$5,685.00 |
| Comal | 108,472 | 1.22% | 0.4 | 0.31% | \$27,857.00 | \$27,857.00 |
| Comanche | 13,974 | 0.16% | 0.2 | 0.15% | \$5,760.00 | \$5,760.00 |
| Concho | 4,087 | 0.05% | 0 | 0.00% | \$1,000.00 | \$1,000.00 |
| Cooke | 38,437 | 0.43% | 0.9 | 0.69% | \$21,238.00 | \$21,238.00 |

| | | | | | | |
|------------|---------|-------|-----|-------|--------------|--------------|
| Coryell | 75,388 | 0.85% | 0.8 | 0.61% | \$27,599.00 | \$27,599.00 |
| Cottle | 1,505 | 0.02% | 0 | 0.00% | \$1,000.00 | \$1,000.00 |
| Crane | 4,375 | 0.05% | 0.1 | 0.08% | \$2,272.00 | \$2,272.00 |
| Crockett | 3,719 | 0.04% | 0.1 | 0.08% | \$2,136.00 | \$2,136.00 |
| Crosby | 6,059 | 0.07% | 0.1 | 0.08% | \$2,620.00 | \$2,620.00 |
| Culberson | 2,398 | 0.03% | 0 | 0.00% | \$1,000.00 | \$1,000.00 |
| Dallam | 6,703 | 0.08% | 0 | 0.00% | \$1,234.00 | \$1,234.00 |
| Dawson | 13,833 | 0.16% | 0 | 0.00% | \$2,709.00 | \$2,709.00 |
| De Witt | 20,097 | 0.23% | 0 | 0.00% | \$5,374.00 | \$5,374.00 |
| Deaf Smith | 19,372 | 0.22% | 0.1 | 0.08% | \$2,446.00 | \$2,446.00 |
| Delta | 5,231 | 0.06% | 0.1 | 0.08% | \$4,005.00 | \$4,005.00 |
| Dickens | 2,444 | 0.03% | 0 | 0.00% | \$1,000.00 | \$1,000.00 |
| Dimmit | 9,996 | 0.11% | 0.1 | 0.08% | \$3,435.00 | \$3,435.00 |
| Donley | 3,677 | 0.04% | 0.1 | 0.08% | \$2,128.00 | \$2,128.00 |
| Duval | 11,782 | 0.13% | 0 | 0.00% | \$2,285.00 | \$2,285.00 |
| Eastland | 18,583 | 0.21% | 0.1 | 0.08% | \$5,211.00 | \$5,211.00 |
| Ector | 137,130 | 1.54% | 3.8 | 2.90% | \$85,957.00 | \$85,957.00 |
| Edwards | 2,002 | 0.02% | 0 | 0.00% | \$1,000.00 | \$1,000.00 |
| Ellis | 149,610 | 1.68% | 1 | 0.76% | \$45,992.00 | \$45,992.00 |
| Erath | 37,890 | 0.43% | 1.2 | 0.92% | \$25,549.00 | \$25,549.00 |
| Falls | 17,866 | 0.20% | 0.8 | 0.61% | \$15,700.00 | \$15,700.00 |
| Fannin | 33,915 | 0.38% | 0.5 | 0.38% | \$14,461.00 | \$14,461.00 |
| Fayette | 24,554 | 0.28% | 0 | 0.00% | \$4,902.00 | \$4,902.00 |
| Fisher | 3,974 | 0.04% | 0 | 0.00% | \$1,000.00 | \$1,000.00 |
| Floyd | 6,446 | 0.07% | 0 | 0.00% | \$1,181.00 | \$1,181.00 |
| Foard | 1,336 | 0.02% | 0 | 0.00% | \$1,000.00 | \$1,000.00 |
| Franklin | 10,605 | 0.12% | 0.6 | 0.46% | \$11,158.00 | \$11,158.00 |
| Freestone | 19,816 | 0.22% | 0.2 | 0.15% | \$6,986.00 | \$6,986.00 |
| Frio | 17,217 | 0.19% | 0.4 | 0.31% | \$9,487.00 | \$9,487.00 |
| Gaines | 17,526 | 0.20% | 0.8 | 0.61% | \$15,629.00 | \$15,629.00 |
| Galveston | 291,309 | 3.27% | 3.1 | 2.37% | \$107,215.00 | \$107,215.00 |
| Garza | 6,461 | 0.07% | 0 | 0.00% | \$1,184.00 | \$1,184.00 |
| Gillespie | 24,837 | 0.28% | 0 | 0.00% | \$4,985.00 | \$4,985.00 |
| Glasscock | 1,226 | 0.01% | 0 | 0.00% | \$1,000.00 | \$1,000.00 |
| Goliad | 7,210 | 0.08% | 0.1 | 0.08% | \$2,859.00 | \$2,859.00 |
| Gonzales | 19,807 | 0.22% | 0.7 | 0.53% | \$14,458.00 | \$14,458.00 |
| Gray | 22,535 | 0.25% | 0.8 | 0.61% | \$16,665.00 | \$16,665.00 |
| Grayson | 120,877 | 1.36% | 1.9 | 1.45% | \$53,724.00 | \$53,724.00 |
| Gregg | 121,730 | 1.37% | 2 | 1.53% | \$53,971.00 | \$53,971.00 |
| Grimes | 26,604 | 0.30% | 0.2 | 0.15% | \$8,390.00 | \$8,390.00 |
| Guadalupe | 131,533 | 1.48% | 1.3 | 0.99% | \$45,755.00 | \$45,755.00 |
| Hale | 36,273 | 0.41% | 0.5 | 0.38% | \$14,949.00 | \$14,949.00 |
| Hall | 3,353 | 0.04% | 0 | 0.00% | \$1,000.00 | \$1,000.00 |
| Hamilton | 8,517 | 0.10% | 0 | 0.00% | \$1,609.00 | \$1,609.00 |
| Hansford | 5,613 | 0.06% | 0.1 | 0.08% | \$2,528.00 | \$2,528.00 |
| Hardeman | 4,139 | 0.05% | 0 | 0.00% | \$1,000.00 | \$1,000.00 |
| Hardin | 54,635 | 0.61% | 0.7 | 0.53% | \$21,786.00 | \$21,786.00 |
| Harrison | 65,631 | 0.74% | 2.8 | 2.14% | \$54,139.00 | \$54,139.00 |

| | | | | | | |
|------------|---------|-------|------|-------|--------------|--------------|
| Hartley | 6,062 | 0.07% | 0 | 0.00% | \$1,101.00 | \$1,101.00 |
| Haskell | 5,899 | 0.07% | 0 | 0.00% | \$1,066.00 | \$1,066.00 |
| Hays | 157,107 | 1.76% | 0.9 | 0.69% | \$44,867.00 | \$44,867.00 |
| Hemphill | 3,807 | 0.04% | 0 | 0.00% | \$1,000.00 | \$1,000.00 |
| Henderson | 78,532 | 0.88% | 0.7 | 0.53% | \$26,373.00 | \$26,373.00 |
| Hill | 35,089 | 0.39% | 0.5 | 0.38% | \$14,704.00 | \$14,704.00 |
| Hockley | 22,935 | 0.26% | 0 | 0.00% | \$4,592.00 | \$4,592.00 |
| Hood | 51,182 | 0.57% | 0.6 | 0.46% | \$19,552.00 | \$19,552.00 |
| Hopkins | 35,161 | 0.39% | 0.4 | 0.31% | \$13,199.00 | \$13,199.00 |
| Houston | 23,732 | 0.27% | 0.4 | 0.31% | \$10,776.00 | \$10,776.00 |
| Howard | 35,012 | 0.39% | 0 | 0.00% | \$7,090.00 | \$7,090.00 |
| Hudspeth | 3,476 | 0.04% | 0.25 | 0.19% | \$4,351.00 | \$4,351.00 |
| Hunt | 86,129 | 0.97% | 2.8 | 2.14% | \$60,212.00 | \$60,212.00 |
| Hutchinson | 22,150 | 0.25% | 0.3 | 0.23% | \$8,988.00 | \$8,988.00 |
| Irion | 1,599 | 0.02% | 0 | 0.00% | \$1,000.00 | \$1,000.00 |
| Jack | 9,044 | 0.10% | 0 | 0.00% | \$1,718.00 | \$1,718.00 |
| Jackson | 14,075 | 0.16% | 0.3 | 0.23% | \$7,290.00 | \$7,290.00 |
| Jasper | 35,710 | 0.40% | 1.5 | 1.14% | \$29,491.00 | \$29,491.00 |
| Jeff Davis | 2,342 | 0.03% | 0 | 0.00% | \$1,000.00 | \$1,000.00 |
| Jefferson | 252,273 | 2.83% | 4.1 | 3.13% | \$108,367.00 | \$108,367.00 |
| Jim Hogg | 5,300 | 0.06% | 0 | 0.00% | \$1,000.00 | \$1,000.00 |
| Jim Wells | 40,838 | 0.46% | 1.8 | 1.37% | \$34,884.00 | \$34,884.00 |
| Johnson | 150,934 | 1.69% | 1 | 0.76% | \$45,143.00 | \$45,143.00 |
| Jones | 20,202 | 0.23% | 1.1 | 0.84% | \$20,462.00 | \$20,462.00 |
| Karnes | 14,824 | 0.17% | 0 | 0.00% | \$2,914.00 | \$2,914.00 |
| Kaufman | 103,350 | 1.16% | 2.1 | 1.60% | \$53,137.00 | \$53,137.00 |
| Kendall | 33,410 | 0.38% | 0.2 | 0.15% | \$9,798.00 | \$9,798.00 |
| Kenedy | 416 | 0.00% | 0 | 0.00% | \$1,000.00 | \$1,000.00 |
| Kent | 808 | 0.01% | 0 | 0.00% | \$1,000.00 | \$1,000.00 |
| Kerr | 49,625 | 0.56% | 0.3 | 0.23% | \$14,672.00 | \$14,672.00 |
| Kimble | 4,607 | 0.05% | 0.2 | 0.15% | \$3,840.00 | \$3,840.00 |
| King | 286 | 0.00% | 0 | 0.00% | \$1,000.00 | \$1,000.00 |
| Kinney | 3,598 | 0.04% | 0 | 0.00% | \$1,000.00 | \$1,000.00 |
| Kleberg | 32,061 | 0.36% | 0.7 | 0.53% | \$16,967.00 | \$16,967.00 |
| Knox | 3,719 | 0.04% | 0 | 0.00% | \$1,000.00 | \$1,000.00 |
| La Salle | 6,886 | 0.08% | 0.3 | 0.23% | \$38,145.00 | \$38,145.00 |
| Lamar | 49,793 | 0.56% | 1.9 | 1.45% | \$4,258.00 | \$4,258.00 |
| Lamb | 13,977 | 0.16% | 0.1 | 0.08% | \$9,945.00 | \$9,945.00 |
| Lampasas | 19,677 | 0.22% | 0.4 | 0.31% | \$5,831.00 | \$5,831.00 |
| Lavaca | 19,263 | 0.22% | 0.5 | 0.38% | \$11,360.00 | \$11,360.00 |
| Lee | 16,612 | 0.19% | 0.1 | 0.08% | \$4,803.00 | \$4,803.00 |
| Leon | 16,801 | 0.19% | 0.1 | 0.08% | \$4,843.00 | \$4,843.00 |
| Liberty | 75,643 | 0.85% | 1.7 | 1.30% | \$40,475.00 | \$40,475.00 |
| Limestone | 23,384 | 0.26% | 0.9 | 0.69% | \$18,361.00 | \$18,361.00 |
| Lipscomb | 3,302 | 0.04% | 0 | 0.00% | \$1,000.00 | \$1,000.00 |
| Live Oak | 11,531 | 0.13% | 0 | 0.00% | \$2,233.00 | \$2,233.00 |
| Llano | 19,301 | 0.22% | 0 | 0.00% | \$3,840.00 | \$3,840.00 |
| Loving | 82 | 0.00% | 0 | 0.00% | \$1,000.00 | \$1,000.00 |

| | | | | | | |
|-------------|---------|-------|-----|-------|--------------|--------------|
| Lubbock | 278,831 | 3.13% | 3 | 2.29% | \$103,114.00 | \$103,114.00 |
| Lynn | 5,915 | 0.07% | 0 | 0.00% | \$1,072.00 | \$1,072.00 |
| Madison | 13,664 | 0.15% | 0.8 | 0.61% | \$14,830.00 | \$14,830.00 |
| Marion | 10,546 | 0.12% | 0.1 | 0.08% | \$3,549.00 | \$3,549.00 |
| Martin | 4,799 | 0.05% | 0 | 0.00% | \$1,000.00 | \$1,000.00 |
| Mason | 4,012 | 0.05% | 0 | 0.00% | \$1,000.00 | \$1,000.00 |
| Matagorda | 36,702 | 0.41% | 1.1 | 0.84% | \$24,155.00 | \$24,155.00 |
| Maverick | 54,258 | 0.61% | 0 | 0.00% | \$10,951.00 | \$10,951.00 |
| McCulloch | 8,283 | 0.09% | 0 | 0.00% | \$1,561.00 | \$1,561.00 |
| McLennan | 234,906 | 2.64% | 3.7 | 2.82% | \$99,650.00 | \$99,650.00 |
| McMullen | 707 | 0.01% | 0 | 0.00% | \$1,000.00 | \$1,000.00 |
| Medina | 46,006 | 0.52% | 0.7 | 0.53% | \$20,001.00 | \$20,001.00 |
| Menard | 2,242 | 0.03% | 0 | 0.00% | \$1,000.00 | \$1,000.00 |
| Midland | 136,872 | 1.54% | 1 | 0.76% | \$43,357.00 | \$43,357.00 |
| Milam | 24,757 | 0.28% | 0.4 | 0.31% | \$11,047.00 | \$11,047.00 |
| Mills | 4,936 | 0.06% | 0 | 0.00% | \$1,000.00 | \$1,000.00 |
| Mitchell | 9,403 | 0.11% | 0 | 0.00% | \$1,793.00 | \$1,793.00 |
| Montague | 19,719 | 0.22% | 0.8 | 0.61% | \$16,083.00 | \$16,083.00 |
| Moore | 21,904 | 0.25% | 0.3 | 0.23% | \$8,937.00 | \$8,937.00 |
| Morris | 12,934 | 0.15% | 0.2 | 0.15% | \$5,562.00 | \$5,562.00 |
| Motley | 1,210 | 0.01% | 0 | 0.00% | \$1,000.00 | \$1,000.00 |
| Nacogdoches | 64,524 | 0.72% | 1.7 | 1.30% | \$38,238.00 | \$38,238.00 |
| Navarro | 47,735 | 0.54% | 0.6 | 0.46% | \$18,839.00 | \$18,839.00 |
| Newton | 14,445 | 0.16% | 0.2 | 0.15% | \$5,875.00 | \$5,875.00 |
| Nolan | 15,216 | 0.17% | 0.2 | 0.15% | \$6,016.00 | \$6,016.00 |
| Ochiltree | 10,223 | 0.11% | 0 | 0.00% | \$1,962.00 | \$1,962.00 |
| Oldham | 2,052 | 0.02% | 0 | 0.00% | \$1,000.00 | \$1,000.00 |
| Orange | 81,837 | 0.92% | 0.7 | 0.53% | \$27,036.00 | \$27,036.00 |
| Palo Pinto | 28,111 | 0.32% | 0.9 | 0.69% | \$19,130.00 | \$19,130.00 |
| Panola | 23,796 | 0.27% | 0.2 | 0.15% | \$7,777.00 | \$7,777.00 |
| Parker | 116,927 | 1.31% | 0.6 | 0.46% | \$33,153.00 | \$33,153.00 |
| Parmer | 10,269 | 0.12% | 0 | 0.00% | \$1,972.00 | \$1,972.00 |
| Pecos | 15,507 | 0.17% | 0.5 | 0.38% | \$10,653.00 | \$10,653.00 |
| Polk | 45,413 | 0.51% | 1.6 | 1.22% | \$33,554.00 | \$33,554.00 |
| Potter | 121,073 | 1.36% | 1.6 | 1.22% | \$49,206.00 | \$49,206.00 |
| Presidio | 7,818 | 0.09% | 0 | 0.00% | \$1,465.00 | \$1,465.00 |
| Rains | 10,914 | 0.12% | 0.6 | 0.46% | \$11,222.00 | \$11,222.00 |
| Randall | 120,725 | 1.36% | 1.6 | 1.22% | \$49,134.00 | \$49,134.00 |
| Reagan | 3,367 | 0.04% | 0 | 0.00% | \$1,000.00 | \$1,000.00 |
| Real | 3,309 | 0.04% | 0.1 | 0.08% | \$2,052.00 | \$2,052.00 |
| Red River | 12,860 | 0.14% | 0.5 | 0.38% | \$10,105.00 | \$10,105.00 |
| Reeves | 13,783 | 0.15% | 0.1 | 0.08% | \$4,218.00 | \$4,218.00 |
| Refugio | 7,383 | 0.08% | 0 | 0.00% | \$1,375.00 | \$1,375.00 |
| Roberts | 929 | 0.01% | 0 | 0.00% | \$1,000.00 | \$1,000.00 |
| Robertson | 16,622 | 0.19% | 0.7 | 0.53% | \$13,804.00 | \$13,804.00 |
| Rockwall | 78,337 | 0.88% | 0.3 | 0.23% | \$20,343.00 | \$20,343.00 |
| Runnels | 10,501 | 0.12% | 0 | 0.00% | \$2,020.00 | \$2,020.00 |
| Rusk | 53,330 | 0.60% | 2 | 1.53% | \$40,299.00 | \$40,299.00 |

| | | | | | | |
|---------------|---------|-------|-----|-------|-------------|-------------|
| Sabine | 10,834 | 0.12% | 0.4 | 0.31% | \$8,167.00 | \$8,167.00 |
| San Augustine | 8,865 | 0.10% | 1 | 0.76% | \$16,656.00 | \$16,656.00 |
| San Jacinto | 26,384 | 0.30% | 1.1 | 0.84% | \$21,729.00 | \$21,729.00 |
| San Patricio | 64,804 | 0.73% | 0.3 | 0.23% | \$17,621.00 | \$17,621.00 |
| San Saba | 6,131 | 0.07% | 0.7 | 0.53% | \$11,753.00 | \$11,753.00 |
| Schleicher | 3,461 | 0.04% | 0 | 0.00% | \$1,000.00 | \$1,000.00 |
| Scurry | 16,921 | 0.19% | 0.2 | 0.15% | \$6,387.00 | \$6,387.00 |
| Shackelford | 3,378 | 0.04% | 0 | 0.00% | \$1,000.00 | \$1,000.00 |
| Shelby | 25,448 | 0.29% | 0.9 | 0.69% | \$18,585.00 | \$18,585.00 |
| Sherman | 3,034 | 0.03% | 0.1 | 0.08% | \$1,000.00 | \$1,000.00 |
| Smith | 209,714 | 2.35% | 3.8 | 2.90% | \$96,235.00 | \$96,235.00 |
| Somervell | 8,490 | 0.10% | 0 | 0.00% | \$1,604.00 | \$1,604.00 |
| Starr | 60,968 | 0.68% | 1.5 | 1.14% | \$34,617.00 | \$34,617.00 |
| Stephens | 9,630 | 0.11% | 0 | 0.00% | \$1,840.00 | \$1,840.00 |
| Sterling | 1,143 | 0.01% | 0 | 0.00% | \$1,000.00 | \$1,000.00 |
| Stonewall | 1,490 | 0.02% | 0 | 0.00% | \$1,000.00 | \$1,000.00 |
| Sutton | 4,128 | 0.05% | 0.2 | 0.15% | \$3,740.00 | \$3,740.00 |
| Swisher | 7,854 | 0.09% | 0.2 | 0.15% | \$4,511.00 | \$4,511.00 |
| Taylor | 131,506 | 1.48% | 1.1 | 0.84% | \$43,766.00 | \$43,766.00 |
| Terrell | 984 | 0.01% | 0 | 0.00% | \$1,000.00 | \$1,000.00 |
| Terry | 12,651 | 0.14% | 0.1 | 0.08% | \$3,984.00 | \$3,984.00 |
| Throckmorton | 1,641 | 0.02% | 0 | 0.00% | \$1,000.00 | \$1,000.00 |
| Titus | 32,334 | 0.36% | 0.1 | 0.08% | \$8,010.00 | \$8,010.00 |
| Tom Green | 110,224 | 1.24% | 0.2 | 0.15% | \$25,688.00 | \$25,688.00 |
| Trinity | 14,585 | 0.16% | 0 | 0.00% | \$2,865.00 | \$2,865.00 |
| Tyler | 21,766 | 0.24% | 0.5 | 0.38% | \$11,948.00 | \$11,948.00 |
| Upshur | 39,309 | 0.44% | 0.9 | 0.69% | \$21,415.00 | \$21,415.00 |
| Upton | 3,355 | 0.04% | 0.1 | 0.08% | \$2,061.00 | \$2,061.00 |
| Uvalde | 26,405 | 0.30% | 0.4 | 0.31% | \$11,388.00 | \$11,388.00 |
| Val Verde | 48,879 | 0.55% | 0.4 | 0.31% | \$16,037.00 | \$16,037.00 |
| Van Zandt | 52,579 | 0.59% | 0.7 | 0.53% | \$21,361.00 | \$21,361.00 |
| Victoria | 86,793 | 0.97% | 2.4 | 1.83% | \$52,742.00 | \$52,742.00 |
| Walker | 67,861 | 0.76% | 0.2 | 0.15% | \$16,925.00 | \$16,925.00 |
| Waller | 43,205 | 0.49% | 0.9 | 0.69% | \$22,461.00 | \$22,461.00 |
| Ward | 10,658 | 0.12% | 0.1 | 0.08% | \$3,572.00 | \$3,572.00 |
| Washington | 33,718 | 0.38% | 0.2 | 0.15% | \$9,862.00 | \$9,862.00 |
| Webb | 250,304 | 2.81% | 1.2 | 0.92% | \$69,861.00 | \$69,861.00 |
| Wharton | 41,280 | 0.46% | 1.6 | 1.22% | \$32,699.00 | \$32,699.00 |
| Wheeler | 5,410 | 0.06% | 0.1 | 0.08% | \$2,486.00 | \$2,486.00 |
| Wichita | 131,500 | 1.48% | 1.7 | 1.30% | \$51,571.00 | \$51,571.00 |
| Wilbarger | 13,535 | 0.15% | 0.5 | 0.38% | \$10,245.00 | \$10,245.00 |
| Willacy | 22,134 | 0.25% | 1.6 | 1.22% | \$28,739.00 | \$28,739.00 |
| Wilson | 42,918 | 0.48% | 0 | 0.00% | \$8,726.00 | \$8,726.00 |
| Winkler | 7,110 | 0.08% | 0 | 0.00% | \$1,318.00 | \$1,318.00 |
| Wise | 59,127 | 0.66% | 0.5 | 0.38% | \$19,676.00 | \$19,676.00 |
| Wood | 41,964 | 0.47% | 0.3 | 0.23% | \$12,995.00 | \$12,995.00 |
| Yoakum | 7,879 | 0.09% | 0 | 0.00% | \$1,477.00 | \$1,477.00 |
| Young | 18,550 | 0.21% | 0.2 | 0.15% | \$6,724.00 | \$6,724.00 |

| | | | | | | |
|--------|--------|-------|-----|-------|------------|------------|
| Zapata | 14,018 | 0.16% | 0.1 | 0.08% | \$4,267.00 | \$4,267.00 |
| Zavala | 11,677 | 0.13% | 0 | 0.00% | \$2,263.00 | \$2,263.00 |